



SULTANS OF SWING (ACOUSTIC SOLO)

Dire Straits



WWW.NBNGUITAR.COM

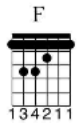
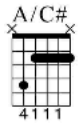
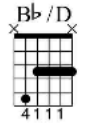
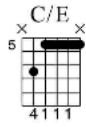
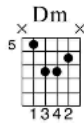
JOSHUA H. ROGERS

Sultans of Swing (Acoustic Solo)

(Dire Straits)

Dire Straits

Tabbed by Joshua H. Rogers



Standard tuning

$\text{♩} = 149$

Standard tuning, $\text{♩} = 149$. Chord: Dm. Dynamics: *mf*. Lick 1 and Lick 2 are indicated. The staff shows a melodic line in 4/4 time. The guitar tab below shows fret numbers for the top and bottom strings.

T				5	5			5	7	7			(7)							
A																				
B				5																

Continuation of the melodic line. The guitar tab shows fret numbers for the top and bottom strings.

T																				
A																				
B				7	7	7	(7)	7	6	5	8	5	6	6	5	6	5	7	(7)	

VERSE 1. Chords: Dm, C/E, Bb/D, A/C#. Lick 3 is indicated. The staff shows a melodic line. The guitar tab shows fret numbers for the top and bottom strings, with 'full' markings indicating bends.

T																				
A																				
B				5		3	1						4	(4)						2

Continuation of the melodic line. Lick 4 is indicated. The staff shows a melodic line. The guitar tab shows fret numbers for the top and bottom strings.

T																				
A																				
B				5		3	1					2	10	11	11	10	10	11	11	

F F C/E (Riff 1) 1/2B V 1/2B III

TAB 1 1 5 5 6 5 6 5 3

B \flat /D B \flat /D Dm Lick 5 (Riff 2: Lead Up) B \flat /D 1/2B III

TAB (3) 1 5 7 7 6 7 (7) 3 6 3 3

C/E Lick 6 1/2B III 1/2B V

TAB 3 5 5 5 5 7 5 7 5

VERSE 2 Dm C/E B \flat /D A/C# Lick 7

TAB 5 3 1 5 6 5 3 6 6 6 4 2

Dm C/E B \flat /D A/C# Lick 8

TAB 1 3 1 10 9 10 9 7 6 7 5 7 4

VERSE 3

Dm C/E B♭/D A/C#

Lick 10

TAB 5 3 1 3 2 3 9 8 9 10

Dm C/E B♭/D A/C#

Lick 11

TAB (10) 10 3 1 7 5 5 5 8 8 8 (8) 7 8 8 8

F F C/E

Lick 12

TAB 8 6 3 7 9 8 9 7 6 6 7

B♭/D

Lick 13

(Riff 1) B♭/D

TAB 6 7 1 7 10 10 10 (10) 3 6 3 3 3

C/E

Lick 14

TAB 3 5 5 5 5 7 5 7 5 7

VERSE 4

Dm C/E B \flat /D A/C# Lick 15

TAB

Dm C/E B \flat /D A/C# Lick 16

TAB

F C/E (Riff 1) B \flat /D

TAB

B \flat /D Lick 17 Dm (Riff 2: Lead Up) B \flat /D

TAB

C/E B \flat /D C/E

TAB

CHORUS (Riff 3: Chorus)
 Dm C/E B \flat /D

1.

2.

VERSE 5

Dm C/E B \flat /D A/C# Lick 18

Dm C/E B \flat /D Lick 19 A/C#

F C/E Lick 20 (same as Lick 12)

full

TAB

B \flat /D Dm Lick 21 (Riff 2: Lead Up)

TAB

C/E B \flat /D C/E

TAB

CHORUS (Riff 3: Chorus) Dm C/E B \flat /D C/E 1.

TAB

2.

TAB

Solo 1
Dm C/E B \flat /D A/C#

8 8 8 8 6 8 6 5 6 5 9 10 9 12

Dm C/E B \flat /D A/C#

1/2B X

10 10 10 12 13 11 13 11 10 (10) X 11 X 9 10 10

F C/E

12 13 12 13 13 12 (12)-10 10 10 13 12 10 12 13 13 (13)

B \flat /D Dm 1/2B X B \flat /D

13 13 11 13 (13)13 10 13-10 10 10 13 13-10 12 10 (10) 8 8 7 6 7

let ring

C/E B \flat /D C/E

let ring -----

full full

TAB: 9 10 9 10 12 10 9 10 12 7 6 7 (7) 9 0 1 3 0 3 3 1 3 3

CHORUS

1.

TAB: (3) 6 5 3 (3) 6 5 6 5 5 5 10 8 8 7 5 3 (3) 5 5 7 5 5 5 5 10 9 9 10 10 10

2.

TAB: 6 5 5 5 7 5 5 7 5 5

VERSE 6 Verse 4 Lick 22

Dm C/E B \flat /D A/C#

TAB: 5 3 1 2 6 5 7 6 6

Dm C/E B \flat /D

TAB: 9 9 10 12 12 (12) 10 10 9 9 10 12 12 (12) 10 10 3 1

A/C# Lick 23 F

rasg.

TAB: 9 9 9 | (9) (8) (9) | 4 | 1 | 1

C/E Lick 24 Bb/D

TAB: 3 | 7 9 8 9 8 6 | 6 6 | 1

Dm Lick 25 (Riff 2: Lead Up) C/E

rasg.

Bb/D

TAB: 5 7 7 7 7 7 | (7) 3 3 3 3 3 | 3 3 3 3 5 5

Bb/D C/E

TAB: 3 3 3 | 6 3 3 3 | 3 3 3 5 5 | (5) (5)

CHORUS (Riff 3: Chorus)

Dm C/E Bb/D 1. C/E

TAB: 6 5 3 | (3) 6 5 | 6 5 5 | 5 5 5 10 8 8 | 7 5 7 5 | 7 5 5 | 5 5 5 5 10 9 9 | 7 5 5 | 10 10 10

1/2B X

full

T
A
B

full

full

T
A
B

1/2B X

T
A
B

1/2B XII

1.

1/2B X 1

T
A
B

fade out...

2.
1/2B XII

4 2

15-12 13 12-15-12 13 12-15-12 13 12-15 X 15 15 13-15 13 15 15

full full

NBN GUITAR